

# Advanced Tools & Automations

Session 5



# Agenda:

~~ Session 1: Fundamentals and orientation~~

~~ Session 2: Working with words, numbers, and images~~

~~ Session 3: Reinforcement & Support~~

~~ Session 4: Broader implications for industries and careers~~

 Session 5: Advanced tools and automations

 Session 6: Reinforcement & Support *(Tomorrow!)*

Data + Automations: Please Take Notes!

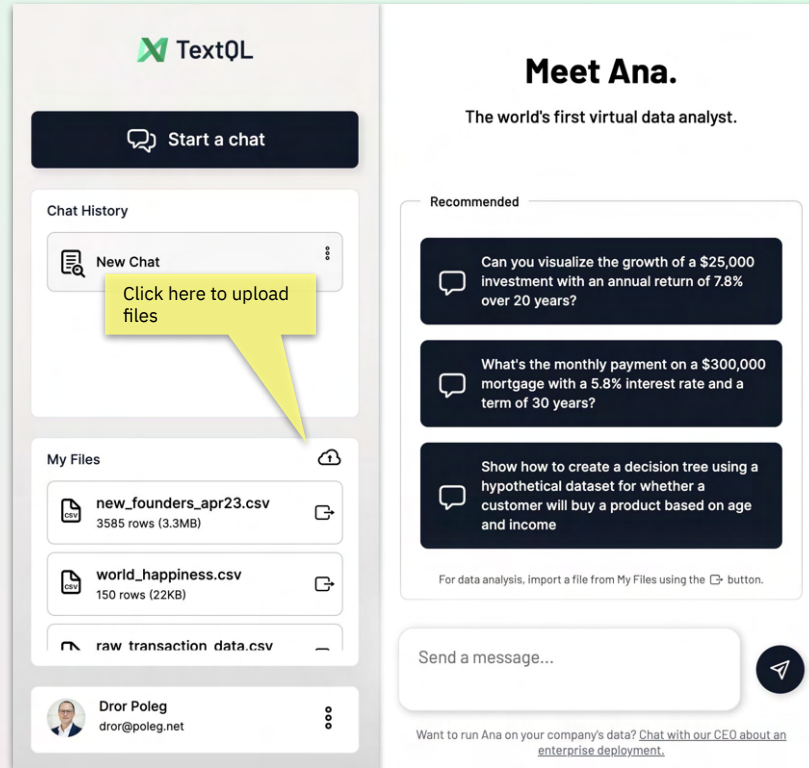
*We will revisit the material tomorrow*



# Home Work: How did it go?

- 1 Go to: <https://ana.textql.com/> and sign-up (for free)
- 2 Try a few of the “recommended questions”
- 3 Write your own questions. You can use some basic data from your own work/life.
- 4 Upload a file with data (Excel/CSV). Ask Ana some questions about it.

You can ask it to make calculations and create charts with data. You can also ask it for recommendations on what can be done with the data.



**TextQL**

Start a chat

Chat History

New Chat

Click here to upload files


My Files

- new\_founders\_apr23.csv  
3585 rows (3.3MB)
- world\_happiness.csv  
150 rows (22KB)
- raw\_transaction\_data.csv

**Meet Ana.**  
The world's first virtual data analyst.

Recommended

- Can you visualize the growth of a \$25,000 investment with an annual return of 7.8% over 20 years?
- What's the monthly payment on a \$300,000 mortgage with a 5.8% interest rate and a term of 30 years?
- Show how to create a decision tree using a hypothetical dataset for whether a customer will buy a product based on age and income

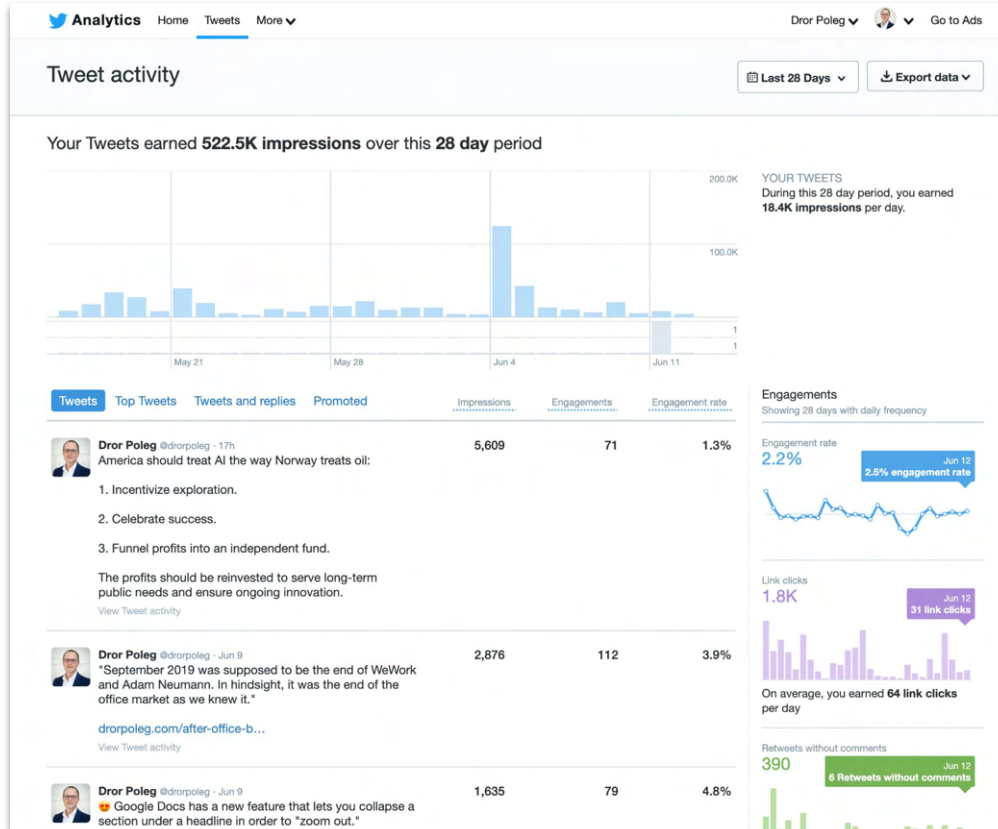
For data analysis, import a file from My Files using the  button.

Send a message...

Dror Poleg  
dror@poleg.net

Want to run Ana on your company's data? [Chat with our CEO about an enterprise deployment.](#)

# Web Site Analytics Data



# A better way to visualize



Create **real charts** with simple prompts

## >\_ Examples

"Create a donut chart of the world's top 5 car manufacturers. Use dark mode."

"Create a chart with this data from Excel: Debit Credit 19/2 234 23 20/2 23 134 21/2 234 45"

[See more examples](#) ▾

## ✍️ Capabilities

Create charts in any language.

Refine and correct output via follow-up prompts.

Cut and paste data from spreadsheet applications.

## ! Limitations

Data used for chart generation may not be accurate.

ChatGPT may occasionally generate code that is not able to render a chart preview.


ChatGPT has no knowledge of Highcharts versions after 2021.

Type your question



What about more serious data work?

# For more serious data work







**EDA & ETL Made Easy**

Noteable is a collaborative [data notebook](#) to combine code (SQL, Python, & R), and interactive visualizations.

[Get started](#) [Get a Demo](#)

An award-winning product backed by world-class investors.

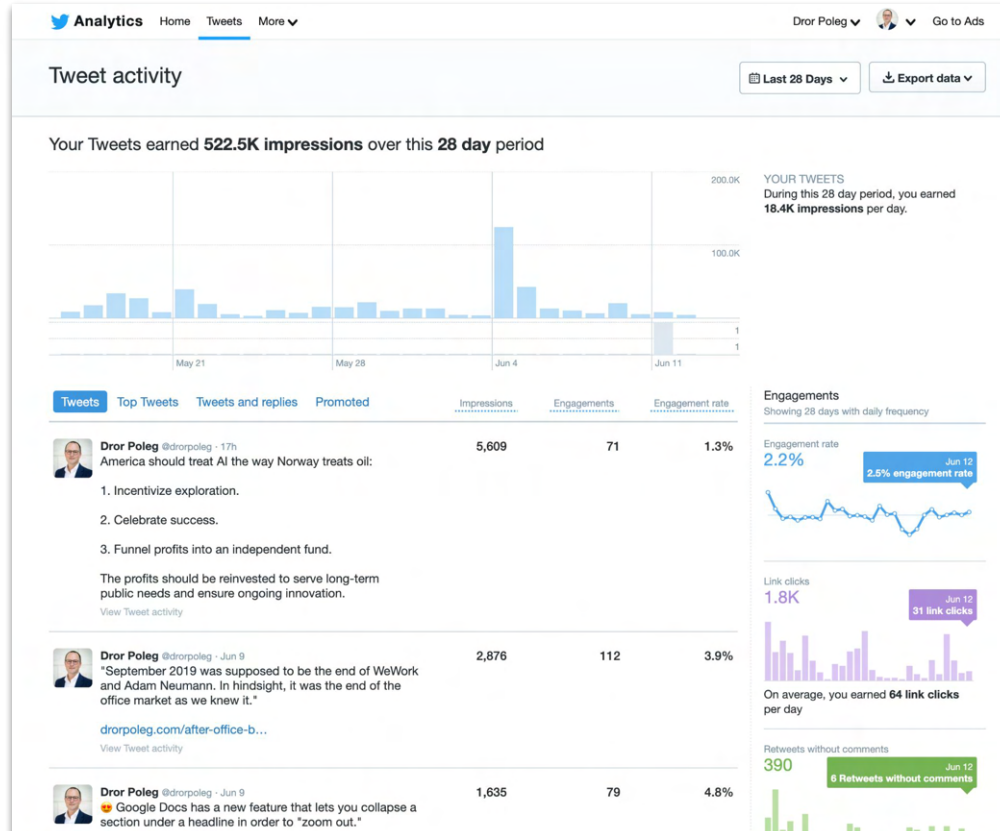
   

**How teams of all sizes explore, collaborate, and share data**

Close the gap between [exploration](#) and [production](#) in a flexible and ecosystem-friendly workspace.



# Back to the Twitter data



Some great examples [here](#):

The screenshot displays the Noteable web interface. On the left, a sidebar shows the navigation structure: 'Spaces' with 'Dror Poleg's Space' and 'Noteable Core'. The main content area is titled 'ChatGPT Plugin Examples' and includes a subtitle: 'A set of Chatgpt automatically generated notebooks made by Noteable team and powered by OpenAI'. Below the title is a 'Files' section with a search bar and filters. A table lists the files with columns for File Name, File size, Owner, and Last modified. The files listed are:

File Name	File size	Owner	Last modified ↓
Wes Anderson Analysis.ipynb	34 KB	EM	about 14 hours ago
Pandas Overview.ipynb	19.2 KB	DS	6 days ago
Data Visualization with Grades Dataset.ipynb	18.8 KB	EM	7 days ago
historical_grades.xlsx	376.7 KB	EM	7 days ago
Advanced Wine Quality Classification.ipynb	14.4 KB		7 days ago
Impressive Classification.ipynb	14.8 KB		7 days ago
Air Data.ipynb	21.6 KB		13 days ago

See [here](#) for detailed instructions on using notable

**Noteable** Search JK

**WELCOME**

- About Noteable
- Policies >
- Getting Help
- Release Notes >
- ChatGPT Plugin Updates

**GET STARTED**

- Try Noteable
- The basics >
- Create your first project
- Create your first notebook
- Create your first visualization

**WORK WITH DATA**

- Query project files
- Query external data
- Upload files
- Use datasets
- Store credentials for data & applications

**WORK WITH NOTEBOOKS**

- Create & manage notebooks

## Get Started With the Plugin

Noteable Notebook Plugin brings the power of computational notebooks to ChatGPT. Learn more about Noteable at [noteable.io](https://noteable.io) and follow us on Twitter.

### How to get plugin access?

Plugin access is currently available to all ChatGPT Plus users. To enable plugins, go to the **Settings** option for your username as shown here, and then go the **Beta** features section to enable plugins:

- Help & FAQ
- Clear conversations
- My plan
- Settings
- Log out

dave stuart

#### Settings

General

As a Plus user, you'll have early access to experimental new features, which may change during development.

Web browsing

Try a version of ChatGPT that allows when prompted to browse the internet to answer questions about search topics and events.

Plugins

Try a version of ChatGPT that allows when prompted to complete tasks using external plugins.

### Install Noteable Notebook plugin

To install the Noteable plugin, you'll need to use the GPT-4 model and then select **Plugins (beta)** from the dropdown list as shown here:

# Coming soon... ChatGPT Code Interpreter & workspaces?



## Code interpreter Alpha

An experimental ChatGPT model that can use Python, handle uploads and downloads

We provide our models with a working Python interpreter in a sandboxed, firewalled execution environment along with some ephemeral disk space. Code run by our interpreter plugin is evaluated in a persistent session that is alive in conversation (with an upper-bound timeout) and subsequent calls can build on top of each other. We support the current conversation workspace and downloading the results of your work.

JW

a brick weighs 30% of a brick plus five GPUs  
there are 100 bricks and 200 GPUs in a metric ton  
how much does a brick weigh?



Let's call the weight of a brick "B" and the weight of a GPU "G". We can set up an equation based on the information given:

```
from sympy import symbols, Eq, solve
B, G = symbols('B G')
eq1 = Eq(B, 0.3 * B + 5 * G)
eq2 = Eq(100 * B + 200 * G, 1000)
solution = solve((eq1, eq2), (B, G))
solution[B]
```

in the total  
equal to 1

```
# Result
7.812500000000000
```

the  
(G).

Finished calculating ^

The weight of a brick is 7.8125 kg

## Upcoming ChatGPT features

The screenshot shows a dark-themed sidebar menu with the following items:

- Untitled Workspace (with a right arrow)
- user@example.com
- Help & FAQ
- Clear conversations
- My plan
- My profile (highlighted with a red box)
- My files
- Settings
- Log out
- Untitled Workspace (with a right arrow)

On the right, the 'My Files' panel is open, showing a table with columns 'Name', 'Date', 'Size', and '...' (actions). One file 'test.pdf' is listed. Below the table is an 'Upload File' button. The 'My Profile' panel is also open, showing a text input field for adding information that ChatGPT should remember about the user and their preferences. At the bottom right of the sidebar are 'Close' and 'Save' buttons.

 Questions?

A few more tools...

# Create Branded Content

The screenshot displays the Flair AI design tool interface. At the top, there is a navigation bar with a logo on the left and links for "User-Generated Gallery", "How it Works", and "Pricing" on the right. The main heading reads "THE AI DESIGN TOOL FOR BRANDED CONTENT", with "BRANDED CONTENT" in a bright green color. Below the heading are two buttons: "CREATE WITH FLAIR" and "WATCH DEMO". A sub-heading states "AI PRODUCT PHOTOGRAPHY FEATURE IS LIVE".

The interface is divided into two main sections. On the left is the "Generate" panel, which includes a text input field for prompts and a list of example prompts such as "perfume bottle surrounded by pink roses on a pink background" and "yellow serum bottle in front of orange slices with a white background". Below these are categories like "Subject" and "Cosmetic bottle". On the right is the "Canvas" area, which shows a generated image of a green perfume bottle with a gold cap, centered within a blue wireframe grid for editing.

# Find and tweak existing prompts

The image displays four overlapping screenshots of AI prompt marketplaces:

- Twitter:** A search for "ChatGPT Prompts" showing a list of accounts like "ChatGPT Prompts", "ChatGPT & AI Updates", and "Digital Art Creative".
- PromptPal:** A website titled "Your Prompt Superpower" featuring a grid of prompt cards with titles like "Generate tips for increasing podcast subscribers" and "Develop a plan for improving office security".
- PromptBase:** A marketplace for prompts from models like DALL-E, GPT, Midjourney, and Stable Diffusion, with a "Find a prompt" and "Sell a prompt" button.
- WNR.AI:** A website with the headline "Prompts made easy with AI templates" and a "Start For Free" button.



# “Train” AI on your own data

The screenshot displays the Chatbase website interface. At the top, there is a navigation bar with the Chatbase logo, a 'Demo' button, and links for 'Affiliate', 'Pricing', 'API', 'Featured Chatbots', 'My Chatbots', and 'Account'. The main content area features a large heading: 'Custom ChatGPT for your data', where 'your data' is highlighted in purple. Below this, a sub-heading reads: 'Just upload your documents or add a link to your website and get a ChatGPT-like chatbot for your data. Then add it as a widget to your website or chat with it through the API.' A prominent blue button labeled 'Build Your Chatbot' is centered below the text. On the right side, a chatbot widget is shown in a preview window titled 'Product Hunt'. The widget contains a chat history with a user message 'Hi I am Product Hunt AI' and a bot response 'What can I help you with?'. A red button labeled 'How to have a successful launch?' is visible in the chat. Below the chat, a text block provides detailed advice on achieving a successful launch, including tips on community engagement, feedback, and tool usage. At the bottom of the widget, there are input fields for 'What is Product Hunt?' and 'How to have a successful launch?' with a send button. A footer note states 'Powered by Chatbase.co'.

Chatbase

Demo Affiliate Pricing API Featured Chatbots My Chatbots Account →

## Custom ChatGPT for your data

Just upload your documents or add a link to your website and get a ChatGPT-like chatbot for your data. Then add it as a widget to your website or chat with it through the API.

[Build Your Chatbot](#)

**Product Hunt**

Hi I am Product Hunt AI

What can I help you with?

[How to have a successful launch?](#)

To have a successful launch, it is important to get the word out and be accessible to the community by responding to comments in real-time or as close to it as possible. You can plan to split up responsibilities or take shifts in responding to feedback. Don't forget to use all of the tools available to you too, such as the Launch Day Dashboard, Embeds and Badges, Email, LinkedIn, In-App Notifications, and Communities where you've been active. Additionally, you should update your Product Hunt profile and create a landing page on your website that drives people to download or use your product. Finally, it is recommended to join Product Hunt early, tease your launch, and make real connections with the community.

What is Product Hunt? How to have a successful launch?

Powered by Chatbase.co

**Video Demo**

 Questions?

# Intelligent Automation

# Get to know Zapier

**zapier**

Product ▾

Solutions ▾

Resources & Support ▾

Pricing



Contact Sales

Log in

Sign up

## Automate your possibilities


Easily connect the apps you use for work—saving you time, no code required.

Start free with email



Start free with Google

- ✓ **Free forever** for core features
- ✓ **More apps** than any platform



Yongjoon Kim, Design Systems Manager at Cottage ↗

# Connect one app to another

The screenshot shows the Zapier app directory interface. At the top, there is a navigation bar with the Zapier logo, menu items for Product, Solutions, Resources & Support, and Pricing, a search icon, a 'Contact Sales' link, a 'My Zaps' button, and a user profile icon labeled 'DP'. Below the navigation bar, the page is divided into a left sidebar and a main content area. The sidebar contains sections for 'Sort Apps By' (with 'Top 100 Apps' selected), 'Premium', 'Beta', 'Recently Launched', an 'Expand all' link, and 'App Categories' with a list of categories including App Families, Artificial Intelligence, Business Intelligence, Commerce, Communication, Content & Files, Human Resources, Internet of Things, IT Operations, Lifestyle & Entertainment, Marketing, Productivity, Sales & CRM, Support, and Website & App Building. At the bottom of the sidebar, there is a 'Request an app' link and an email link. The main content area features a search bar at the top with the text 'Search for apps'. Below the search bar, it indicates '1 - 22 of 6204 apps by most popular'. The apps are displayed in a grid. The first row includes Google Sheets, Filter by Zapier, Google Calendar, Formatter by Zapier, Schedule by Zapier, Gmail, Slack, Webhooks by Zapier (Premium), and Email by Zapier. The second row features a 'Featured' section for BigCommerce, Google Drive, HubSpot, and Facebook Lead Ads (Premium). Each app card includes an icon, the app name, and a brief description.

**zapier** Product Solutions Resources & Support Pricing Contact Sales My Zaps DP

### Sort Apps By

**Top 100 Apps**

Premium

Beta

Recently Launched

[Expand all](#)

### App Categories

- App Families
- Artificial Intelligence
- Business Intelligence
- Commerce
- Communication
- Content & Files
- Human Resources
- Internet of Things
- IT Operations
- Lifestyle & Entertainment...
- Marketing
- Productivity
- Sales & CRM
- Support
- Website & App Building

Request an app <sup>Ⓞ</sup>

[Email us the apps you'd like added today!](#)

Search for apps

1 - 22 of 6204 apps by most popular

**Google Sheets**  
Create, edit, and share spreadsheets wherever you are with Google Sheets, and get automated insights...

**Filter by Zapier**  
Only allow a Zap to proceed when a certain condition is met. For example, if you're sending a text messag...

**Google Calendar**  
Google Calendar lets you organize your schedule and share events with co-workers and friends. With...

**Formatter by Zapier**  
Data isn't always in the format you need. Perhaps a date is in International format, but your app needs it...

**Schedule by Zapier**  
Schedule is a native Zapier app you can use for recurring tasks. Trigger an action every day of the...

**Gmail**  
One of the most popular email services, Gmail keeps track of all your emails with threaded conversations...

**Slack**  
Slack is a platform for team communication: everything in one place, instantly searchable...

**Webhooks by Zapier** **Premium**  
Webhooks simply POST data (or JSON) to a specific URL every time we see something new. Webhooks...

**Email by Zapier**  
Send and receive email via a custom Zapier email address at "zapiermail.com". This is great for...

**Mailchimp**  
Share your ideas with Mailchimp email newsletters—then use its landing page and form builders to grow...

**Featured**  
**BigCommerce**  
BigCommerce is an e-commerce platform that provides an all-encompassing solution for a business' online store. If you're trying to sell physical goods...

**Google Drive**  
Google Drive is Google's file sync app that lets you store all of your files online alongside your Google...

**HubSpot**  
HubSpot is your all-in-one stop for all of your marketing software needs.

**Facebook Lead Ads** **Premium**  
Facebook lead ads make signing up for business

**Twitter** **Premium**  
Twitter is the social network that shows what's

# What does it do?



# For example...

HFAI Stripe Payment > Welcome Email > Calendar... z zapier

This version is in use **On** [Edit Zap](#) ⋮

published by **DP** Dror P. 4 days ago

**S** Trigger  
**1. Send email in Gmail when new payment in Stripe**

↓

**T** Action  
**2. Only continue if...**

↓

**M** Action  
**3. Send Email in Gmail**

↓

**G** Action  
**4. Add Attendee/s to Event in Google Calendar**

↓

**S** Action  
**5. Create Spreadsheet Row in Google Sheets**

↓

**G** Action  
**6. Create Member in Ghost**

**Outline** ×

Search steps ...

- S** 1. Send email in Gmail when new payment in Stripe
- T** 2. Only continue if...
- M** 3. Send Email in Gmail
- G** 4. Add Attendee/s to Event in Google Calendar
- S** 5. Create Spreadsheet Row in Google Sheets
- G** 6. Create Member in Ghost

# “Dumb” Automation



to

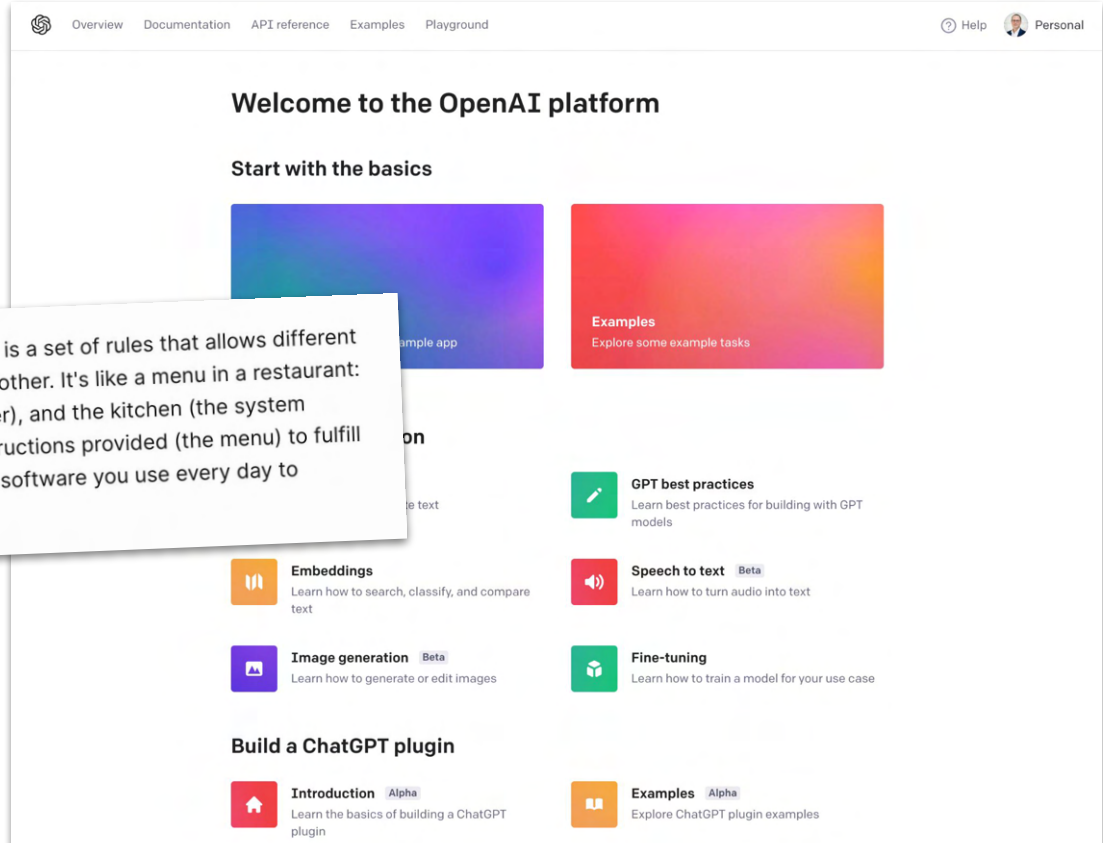




 Questions?

# Injecting intelligence

**API (Application Programming Interface):** An API is a set of rules that allows different software applications to communicate with each other. It's like a menu in a restaurant: you (the software) make a request (place an order), and the kitchen (the system you're requesting information from) uses the instructions provided (the menu) to fulfill your request. APIs enable the different pieces of software you use every day to function together seamlessly.



The screenshot shows the OpenAI platform homepage. At the top, there is a navigation bar with links for Overview, Documentation, API reference, Examples, and Playground. On the right side of the navigation bar, there are links for Help and Personal. The main heading is "Welcome to the OpenAI platform". Below this, there is a section titled "Start with the basics" which contains two large colored boxes: a blue/purple gradient box labeled "Example app" and a red/pink gradient box labeled "Examples" with the subtext "Explore some example tasks". Below these are several smaller cards: "GPT best practices" (green icon), "Speech to text" (red icon) with a "Beta" tag, "Image generation" (purple icon) with a "Beta" tag, and "Fine-tuning" (green icon). At the bottom, there is a section titled "Build a ChatGPT plugin" which includes an "Introduction" (red icon) with an "Alpha" tag and "Examples" (orange icon) with an "Alpha" tag.

# Intelligent Automation



 Questions?

# Intelligent email routing/CCs



# Automated email replies




Generate drafts for your review



 Questions?



# Rephrase and retweet



 Questions?

# Bringing news data into Zapier

The image shows a Twitter profile for **RethinkingGPT** (@RethinkingGPT) and a screenshot of the **News API** website. The Twitter profile includes a bio stating it is automated by @drorpoleg and provides information about the account's focus on future news and its creation date. The News API website is a search interface for worldwide news, featuring a search bar and a 'Get API Key' button. Below the website screenshot, a JSON API response is visible, showing a list of news articles about Tesla.

**RethinkingGPT**  
28 Tweets

**RethinkingGPT**  
@RethinkingGPT  
Automated by @drorpoleg

The latest news about the future of work, cities, and buildings. Powered by AI.

Joined April 2023

0 Following 2 Followers

Not followed by anyone you're following

**News API** | Get started | Documentation | Pricing | dror@poleg.net

## Search worldwide news with code

Locate articles and breaking news headlines from news sources and blogs across the web with our JSON API

[Get API Key](#)

```
{
  "status": "ok",
  "totalResults": 9004,
  "articles": [
    {
      "source": {
        "id": null,
        "name": "aiinfo.com"
      },
      "author": "techcrunch.com",
      "title": "Tesla foils an EV charging standards war",
      "url": "https://newsapi1.org/v2/everything?q=tesla&from=2023-05-11&sortBy=pubLishDate&apiKey=e8639829349a4709a4e6f8d6aa8c5327"
    }
  ]
}
```

# Bringing web data into Zapier



Prebuilt Robots

Use Cases ▾

Resources ▾

About Us

Pricing

Login

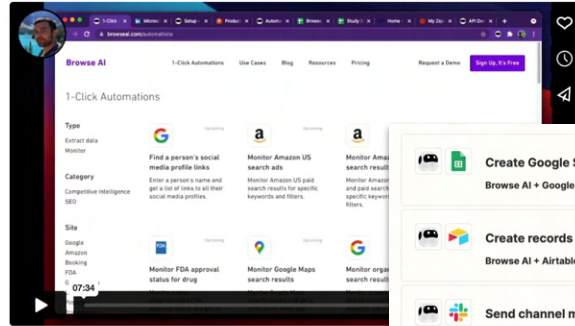
Get Started for Free

The easiest way to extract and monitor data from any website.

Train a robot in 2 minutes. No coding required.

Get Started

What can it do?



What your robot can do for you

Create Google Sheets rows from newly extracted data by Browse AI [Details](#) [Try it](#)  
Browse AI + Google Sheets

Create records in Airtable from newly-executed tasks in Browse AI [Details](#) [Try it](#)  
Browse AI + Airtable

Send channel messages in Slack for new changes detected by Browse AI [Details](#) [Try it](#)  
Browse AI + Slack

Send Gmail emails for new changes detected by Browse AI [Details](#) [Try it](#)  
Browse AI + Gmail

Update Notion database items from newly-executed tasks in Browse AI [Details](#) [Try it](#)  
Browse AI + Notion

Send Discord channel messages for new executed tasks in Browse AI [Details](#) [Try it](#)  
Browse AI + Discord

Add Microsoft Excel rows from newly extracted data by Browse AI [Details](#) [Try it](#)  
Browse AI + Microsoft Excel

Update Webflow items from new executed tasks in Browse AI [Details](#) [Try it](#)

# Bring other data from other APIs

API list [...] [ADD API](#) [Interviews](#) [Blog](#) [Sponsor Us](#) [Login](#)

A collective list of APIs. Build.


Search API..

Explore APIs By Upvotes

- Free APIs
- Cool APIs
- Help Fix The Climate


API Categories

- API
- Analytics
- Animals
- Animation
- Application Development
- Applications
- Astrology
- Audio
- Avatars
- Big Data


 **Omdb** [↗](#)

The Open Movie Database API. The OMDb API is a RESTful web service to obtain movie information, all content and images on the site ... [Read More](#)

Entertainment Movies

 **The Lord Of The Rings Api** [↗](#)

The one API serves your needs regarding data about The Lord of the Rings, the epic books by J. R. R. Tolkien and the movie adaptio ... [Read More](#)

 **Food Api** [↗](#)

Let's you access over 330,000 recipes and 80,000 food products ... [Read More](#)

 Questions?

# Summary

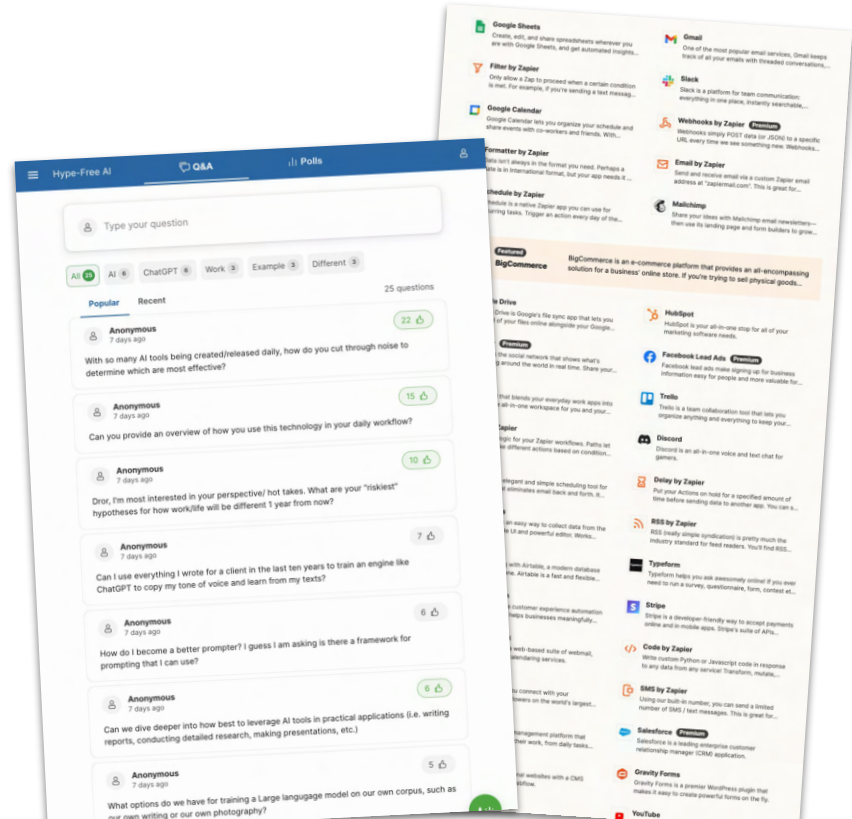
- You can use AI for some *serious* work with analyzing and visualizing data
- You can inject intelligence into your workflows
- Simpler interfaces and even more powerful tools are coming soon
- You have the building blocks to do anything you want. The only limit is your imagination and patience.



# Homework

**One:** Dive into Zapier's [list](#) of compatible apps. Which ones are you already using? What would you like to automate?

**Two:** Review your notes (or the recording of today's session). What should we revisit tomorrow? Drop your questions [here](#).



Hype-Free AI

Type your question

All AI ChatGPT Work Example Different 3

Popular Recent 25 questions

Anonymous 7 days ago 22

With so many AI tools being created/released daily, how do you cut through noise to determine which are most effective?

Anonymous 7 days ago 15

Can you provide an overview of how you use this technology in your daily workflow?

Anonymous 7 days ago 10

Doc, I'm most interested in your perspective/hot takes. What are your "riskiest" hypotheses for how work/life will be different 1 year from now?

Anonymous 7 days ago 7

Can I use everything I wrote for a client in the last ten years to train an engine like ChatGPT to copy my tone of voice and learn from my texts?

Anonymous 7 days ago 6

How do I become a better prompter? I guess I am asking is there a framework for prompting that I can use?

Anonymous 7 days ago 6

Can we dive deeper into how best to leverage AI tools in practical applications (i.e. writing reports, conducting detailed research, making presentations, etc.)

Anonymous 7 days ago 5

What options do we have for training a Large language model on our own corpus, such as our past writing or our own photography?

Google Sheets One of the most popular email services, Gmail keeps track of all your emails with threaded conversations...

Filter by Zapier Only allow a Zap to proceed when a certain condition is met. For example, if you're sending a text message...

Google Calendar Google Calendar lets you organize your schedule and share events with co-workers and friends. With...

Filter by Zapier One Zap always in the format you need. Perhaps a Zap is in international format, but your app needs it...

Schedule by Zapier Schedule is a native Zapier app you can use for spring tasks. Trigger an action every day of the...

Send by Zapier Send and receive email via a custom Zapier email address at "zapiermail.com". This is great for...

Mailchimp Share your ideas with Mailchimp email newsletters... then use its landing page and form builders to grow...

BigCommerce BigCommerce is an e-commerce platform that provides an all-encompassing solution for a business' online store, if you're trying to sell physical goods...

Drive Drive is Google's file sync app that lets you upload your files online alongside your Google...

Facebook Lead Ads Facebook lead ads make signing up for business information easy for people and more valuable for...

Trello Trello is a team collaboration tool that lets you organize anything and everything to keep your...

Discord Discord is an all-in-one voice and text chat for gamers...

Delay by Zapier Put your Actions on hold for a specified amount of time before sending data to another app. You can a...

RSS by Zapier RSS feeds provide applications in a variety of formats for feed readers, YouTube RSS...

Typform Typform helps you ask assembly without if you need need to run a survey, questionnaire, form, contest et...

Stripe Stripe is a developer-friendly way to accept payments online and in mobile apps. Stripe's suite of APIs...

Code by Zapier Write custom Python or JavaScript code in response to any data from any service: Zapier, Mailchimp...

SMS by Zapier Using our built-in number, you can send a limited number of SMS / text messages. This is great for...

Salesforce Salesforce is a leading enterprise customer relationship manager (CRM) application.

Gravity Forms Gravity Forms is a premier WordPress plugin that makes it easy to create powerful forms on the fly.

YouTube



# Agenda:

~~ Session 1: Fundamentals and orientation~~

~~ Session 2: Working with words, numbers, and images~~

~~ Session 3: Reinforcement & Support~~

~~ Session 4: Broader implications for industries and careers~~

~~ Session 5: Advanced tools and automations~~

 Session 6: Recap & Review *(Tomorrow!)*

Thank you!



 Questions?